




Date: February 26, 2018

CERTIFICATE OF COMPLIANCE N° COC-072



This certificate of compliance validates the following			
TEST REPORT NUMBER 'Assessment Reports' are not acceptable	1) DE 17 00 50 2) DE 10 00 57A 3) ATDE 10 00 58 4) ATDE 10 00 60	CERTIFICATE NUMBER	1116-CPR-072
DATE OF ISSUE	1) 24/11/2017 2) 18/06/2010 3) 18/06/2010 4) 21/06/2010	DATE OF ISSUE	29/11/2017
DATE OF EXPIRY	Not Applicable	DATE OF EXPIRY	Not Applicable
Manufacturer details			
NAME OF FACTORY/ MANUFACTURER	SEFI	NAME OF THE BRAND	DEF
FACTORY ADDRESS / REGION (STREET / TOWN / CITY / COUNTRY)	Rue Duhamel de Monceau 45300 DADONVILLE FRANCE	MODEL / NO	FORTERES
WEBSITE	www.defonline.com	LOGO ON THE PRODUCT	
TEL	+33 (0)1 60 13 8181	EMAIL	contact@def-online.com





Product Details From Test Report		Reference Test Report page NO																																																																										
DESCRIPTION OF THE PRODUCT (TECHNICAL DETAILS FROM TEST REPORT, SUCH AS ACTUAL FIRE RATINGS/DIMENSIONS/THICKNESS/ SENSITIVITY ETC)	Control and Indicating Equipment (CIE) with integrated Power Supply Equipment (PSE)	1																																																																										
TEST STANDARD (SUCH AS ASTM/BS EN/ DN ETC)	EN 54-2:1997 + 54-2/A1: 2006 EN 54-4:1997 + 54-4/A1: 2002 + 54-4/A2:2006	2																																																																										
TEST DESCRIPTION	Determination of product type on the basis of type tests carried out in accordance with the annex ZA of the European standards EN 54-2 (October 1997) and its amendment A1 (October 2006) and EN 54-4 (October 1997) and its amendments A1 (December 2002) and A2(August 2006)	2																																																																										
SPECIFICATION OF TEST SPECIMEN	Origin of the product: Submitted by the manufacturer Optional functions with requirements integrated	2																																																																										
TEST RESULT (SUCH AS PASSED CRITERIA ___/ COMPLIED TO ___/ DURATION ___/OBSERVATION ___/ETC)	<p>Tests results in compliance with test standards listed below</p> <table border="1"> <thead> <tr> <th colspan="2">Control and Indicating Equipment (CIE)</th> <th>1 envelope</th> <th>Multiple envelope</th> </tr> </thead> <tbody> <tr> <td rowspan="2">Detection paths (max.):</td> <td>Open Line :</td> <td>16</td> <td>512</td> </tr> <tr> <td>Loop Line :</td> <td>8</td> <td>128</td> </tr> <tr> <td rowspan="2">Points in a detection path (max.):</td> <td>Open Line :</td> <td>32</td> <td>32</td> </tr> <tr> <td>Loop Line :</td> <td>128</td> <td>128</td> </tr> <tr> <td colspan="2">Detection zones (max.):</td> <td>1024</td> <td>16000</td> </tr> <tr> <td colspan="2">Points of C.I.E. (max.):</td> <td>1024</td> <td>16384</td> </tr> <tr> <td colspan="2">Treatment units (max.):</td> <td>1</td> <td>16</td> </tr> <tr> <td colspan="2">Points by treatment unit (max.):</td> <td>1024</td> <td>1024</td> </tr> <tr> <td colspan="2">Indicating units (max.):</td> <td>1</td> <td>32</td> </tr> <tr> <td colspan="2">Power supply equipments (max.):</td> <td>1</td> <td>16</td> </tr> <tr> <td colspan="2">Type of detection path :</td> <td colspan="2">Addressable</td> </tr> <tr> <td>Optional functions with requirements :</td> <td colspan="3">Type B dependency ; Fault warning of point ; Total loss of the power supply ; Disable of the addressable points ; Test condition</td> </tr> </tbody> </table> <table border="1"> <thead> <tr> <th colspan="2">integrated Power Supply Equipment (PSE)</th> </tr> </thead> <tbody> <tr> <td>Main power source</td> <td>230 Vac – 50 Hz</td> </tr> <tr> <td>Standby power source</td> <td>2 Batteries 12V-24 Ah</td> </tr> <tr> <td>Final voltage of batteries</td> <td>20,8 V</td> </tr> <tr> <td>Number of outputs</td> <td>1</td> </tr> <tr> <td>Nominal voltage of outputs</td> <td>29 V</td> </tr> <tr> <td>Rated maximum continuous output current «I max a»</td> <td>2,76 A</td> </tr> <tr> <td>Rated maximum short duration output current «I max b»</td> <td>3,30 A</td> </tr> <tr> <td>Rated minimum output current</td> <td>248 mA</td> </tr> <tr> <td>Type of power supply</td> <td>switching mode</td> </tr> <tr> <td>Ripple voltage</td> <td>250 mVacc</td> </tr> <tr> <td>Final voltage of batteries</td> <td>20,8 V</td> </tr> </tbody> </table>	Control and Indicating Equipment (CIE)		1 envelope	Multiple envelope	Detection paths (max.):	Open Line :	16	512	Loop Line :	8	128	Points in a detection path (max.):	Open Line :	32	32	Loop Line :	128	128	Detection zones (max.):		1024	16000	Points of C.I.E. (max.):		1024	16384	Treatment units (max.):		1	16	Points by treatment unit (max.):		1024	1024	Indicating units (max.):		1	32	Power supply equipments (max.):		1	16	Type of detection path :		Addressable		Optional functions with requirements :	Type B dependency ; Fault warning of point ; Total loss of the power supply ; Disable of the addressable points ; Test condition			integrated Power Supply Equipment (PSE)		Main power source	230 Vac – 50 Hz	Standby power source	2 Batteries 12V-24 Ah	Final voltage of batteries	20,8 V	Number of outputs	1	Nominal voltage of outputs	29 V	Rated maximum continuous output current «I max a»	2,76 A	Rated maximum short duration output current «I max b»	3,30 A	Rated minimum output current	248 mA	Type of power supply	switching mode	Ripple voltage	250 mVacc	Final voltage of batteries	20,8 V	3
Control and Indicating Equipment (CIE)		1 envelope	Multiple envelope																																																																									
Detection paths (max.):	Open Line :	16	512																																																																									
	Loop Line :	8	128																																																																									
Points in a detection path (max.):	Open Line :	32	32																																																																									
	Loop Line :	128	128																																																																									
Detection zones (max.):		1024	16000																																																																									
Points of C.I.E. (max.):		1024	16384																																																																									
Treatment units (max.):		1	16																																																																									
Points by treatment unit (max.):		1024	1024																																																																									
Indicating units (max.):		1	32																																																																									
Power supply equipments (max.):		1	16																																																																									
Type of detection path :		Addressable																																																																										
Optional functions with requirements :	Type B dependency ; Fault warning of point ; Total loss of the power supply ; Disable of the addressable points ; Test condition																																																																											
integrated Power Supply Equipment (PSE)																																																																												
Main power source	230 Vac – 50 Hz																																																																											
Standby power source	2 Batteries 12V-24 Ah																																																																											
Final voltage of batteries	20,8 V																																																																											
Number of outputs	1																																																																											
Nominal voltage of outputs	29 V																																																																											
Rated maximum continuous output current «I max a»	2,76 A																																																																											
Rated maximum short duration output current «I max b»	3,30 A																																																																											
Rated minimum output current	248 mA																																																																											
Type of power supply	switching mode																																																																											
Ripple voltage	250 mVacc																																																																											
Final voltage of batteries	20,8 V																																																																											
PRODUCT APPLICATION GUIDELINE (END USE) (CLEARLY STATE THE END USE WITH SPECIFIC APPLICATION, SUCH AS EXACT FIRE RATING/TO BE INSTALLED IN ___/TO BE INSTALLED AT ___/TO BE CONNECTED WITH ___/TO BE INSTALLED WITH ___ ETC ALONG WITH ANY WARNINGS SUCH AS NOT TO BE USED IN ___/NOT TO BE INSTALLED AT ___/ NOT TO BE INSTALLED WITH ___ ETC.	<p>Control and indicating equipment for use in fire detection and fire alarm systems installed in buildings</p> <p>Power supply equipment for use in fire detection and fire alarm systems installed in buildings</p>	According to the Declaration of performance provided by the manufacturer																																																																										





Laboratory and Certification body details

NAME OF CERTIFICATION BODY	CNPP Cert. 	NAME OF TEST FACILITY	CNPP 
CERTIFICATION BODY ADDRESS / REGION (STREET / TOWN / CITY / COUNTRY)	Route de la Chapelle Réanville 27950 SAINT MARCEL FRANCE	TEST FACILITY ADDRESS / REGION (STREET / TOWN / CITY / COUNTRY)	Route de la Chapelle Réanville 27950 SAINT MARCEL FRANCE
WEBSITE	www.cnpp.com	WEBSITE	www.cnpp.com
TEL	+33 (0)2 32 53 63 63	TEL	+33 (0)2 32 53 64 49
EMAIL	certification@cnpp.com	EMAIL	lei@cnpp.com
ACCREDITED BY (NAME OF ACCREDITATION BODY WHICH ISSUED ACCREDITATION TO THE CERTIFICATION BODY, ALONG WITH WEBSITE)	COFRAC www.cnpp.com	ACCREDITED BY (NAME OF ACCREDITATION BODY WHICH ISSUED ACCREDITATION TO THE LABORATORY, ALONG WITH WEBSITE)	COFRAC www.cnpp.com
AS PER (STANDARD TO WHICH THE CERTIFICATION BODY IS ACCREDITED TO)	EN ISO/CEI 17065:2012	AS PER (STANDARD TO WHICH YOUR ORGANIZATION IS ACCREDITED TO)	EN ISO/CEI 17025:2005
VALIDITY (EXPIRY DATE OF CERTIFICATION BODY ACCREDITATION)	31/05/2020	VALIDITY (EXPIRY DATE OF LABORATORY ACCREDITATION)	31/07/2021
REFERENCE NUMBER: (CERTIFICATION BODY ACCREDITATION REFERENCE NUMBER TO VERIFY ON THE ACCREDITOR'S WEBSITE)	5-0547	REFERENCE NUMBER: (THE LABORATORY ACCREDITATION REFERENCE NUMBER TO VERIFY ON THE ACCREDITOR'S WEBSITE)	1-0064
CERTIFICATION MARK	CE MARKING - notified body under N°1116		

(ENDORSEMENT) TO BE SIGNED BY MANUFACTURER

NAME OF MANUFACTURER'S SIGNATORY	Frédéric CHATEAU	SIGNATURE	
EMAIL / TEL	frederic.chateau@reseau-def.com +33 (0) 6 80 63 75	FACTORY OFFICIAL SEAL	
NOTES: I Undertake that all data and information provided are genuine and accurate			

(ENDORSEMENT) TO BE SIGNED BY CERTIFICATION BODY

NAME OF CERTIFICATION BODY SIGNATORY	Amaury LEQUETTE	SIGNATURE	
EMAIL / TEL	certification@cnpp.com +33 (0)2 32 53 63 63	CERTIFICATION BODY OFFICIAL SEAL	
NOTES: I Undertake that all data and information provided are genuine and accurate			

ATTACHMENTS:

- COPY OF 'CERTIFICATE OF COMPLIANCE' ISSUED BY CERTIFICATION BODY (OLD OR NEW)